

**VILLAGE OF RUIDOSO**  
**FY 2011**  
**QUARTERLY FINANCIAL REPORT**



**For the 3 Months Ending September 30, 2010**

July 1, 2010 through September 30, 2010

**VILLAGE OF RUIDOSO  
FY 11 1ST QUARTER YTD REPORT  
BUDGET TO ACTUAL COMPARISON**

FUND	REVENUE				EXPENDITURES				DIFFERENCE  REV/EXP ACTUAL
	BUDGET REVENUE	ACTUAL REVENUE	DIFFERENCE POS/(NEG)	% DIFF	BUDGET EXPENDITURE	ACTUAL EXPENDITURE	DIFFERENCE POS/(NEG)	% DIFF	
GENERAL FUND	\$ 2,784,006	\$ 2,584,812	\$ (199,194)	-7%	\$ 3,309,767	\$ 2,764,646	\$ 545,121	16%	\$ (179,834)
SPECIAL REVENUE	\$ 1,301,035	\$ 1,071,064	\$ (229,971)	-18%	\$ 1,084,820	\$ 455,109	\$ 629,711	58%	\$ 615,955
CAPITAL PROJECT	\$ 6,428,827	\$ 3,799,156	\$ (2,629,671)	-41%	\$ 6,329,632	\$ 53,066	\$ 6,276,566	99%	\$ 3,746,090
TRUST FUNDS	\$ 15,550	\$ 28,136	\$ 12,586	81%	\$ 14,550	\$ 17,132	\$ (2,582)	-18%	\$ 11,004
WATER FUND	\$ 2,280,951	\$ 1,214,421	\$ (1,066,530)	-47%	\$ 2,216,567	\$ 1,023,111	\$ 1,193,456	54%	\$ 191,310
WASTEWATER FUND	\$ 809,573	\$ 857,157	\$ 47,584	6%	\$ 809,573	\$ 319,183	\$ 490,390	61%	\$ 537,974
SOLID WASTE	\$ 625,688	\$ 641,622	\$ 15,934	3%	\$ 661,538	\$ 451,919	\$ 209,619	32%	\$ 189,703
AIRPORT	\$ 456,721	\$ 608,582	\$ 151,861	33%	\$ 454,954	\$ 609,557	\$ (154,603)	-34%	\$ (975)
CONVENTION CTR	\$ 95,320	\$ 98,925	\$ 3,605	4%	\$ 98,015	\$ 97,512	\$ 503	1%	\$ 1,413
<b>TOTAL</b>	<b>\$ 14,797,671</b>	<b>\$ 10,903,875</b>	<b>\$ (3,893,796)</b>	<b>-26%</b>	<b>\$ 14,979,416</b>	<b>\$ 5,791,235</b>	<b>\$ 9,188,181</b>	<b>61%</b>	<b>\$ 5,112,640</b>

Special Revenue Funds Include:

1/8th Infrastructure Tax  
State Fire  
Emergency Medical Services  
Law Enforcement Protection  
Correction Fees  
Forestry Restoration

Lodger's Tax  
Traffic Safety Fees  
Special Revenue - Street  
Retired Sr. Volunteer Program  
Impact Fees  
DWI

Capital Funds Include:

Regional Waste Water Treatment Plant  
Ruidoso Flood

Water Funds Include:

Water Billing  
Water Maintenance  
SGRT  
Sewer

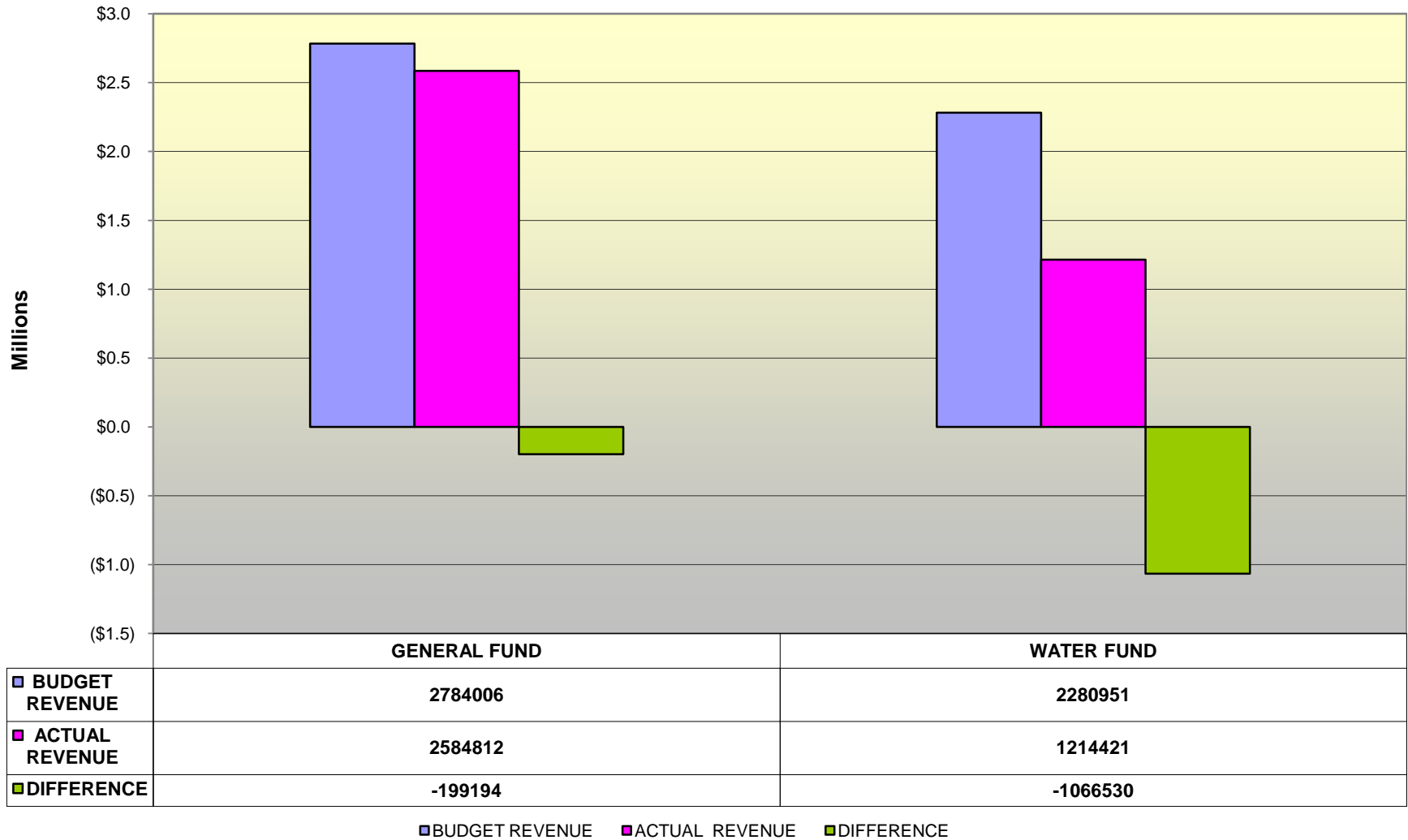
Trust Funds Include:

Water Meter Trust  
Crime Lab Trust  
Bail Bonds  
Special Donations Park/Rec

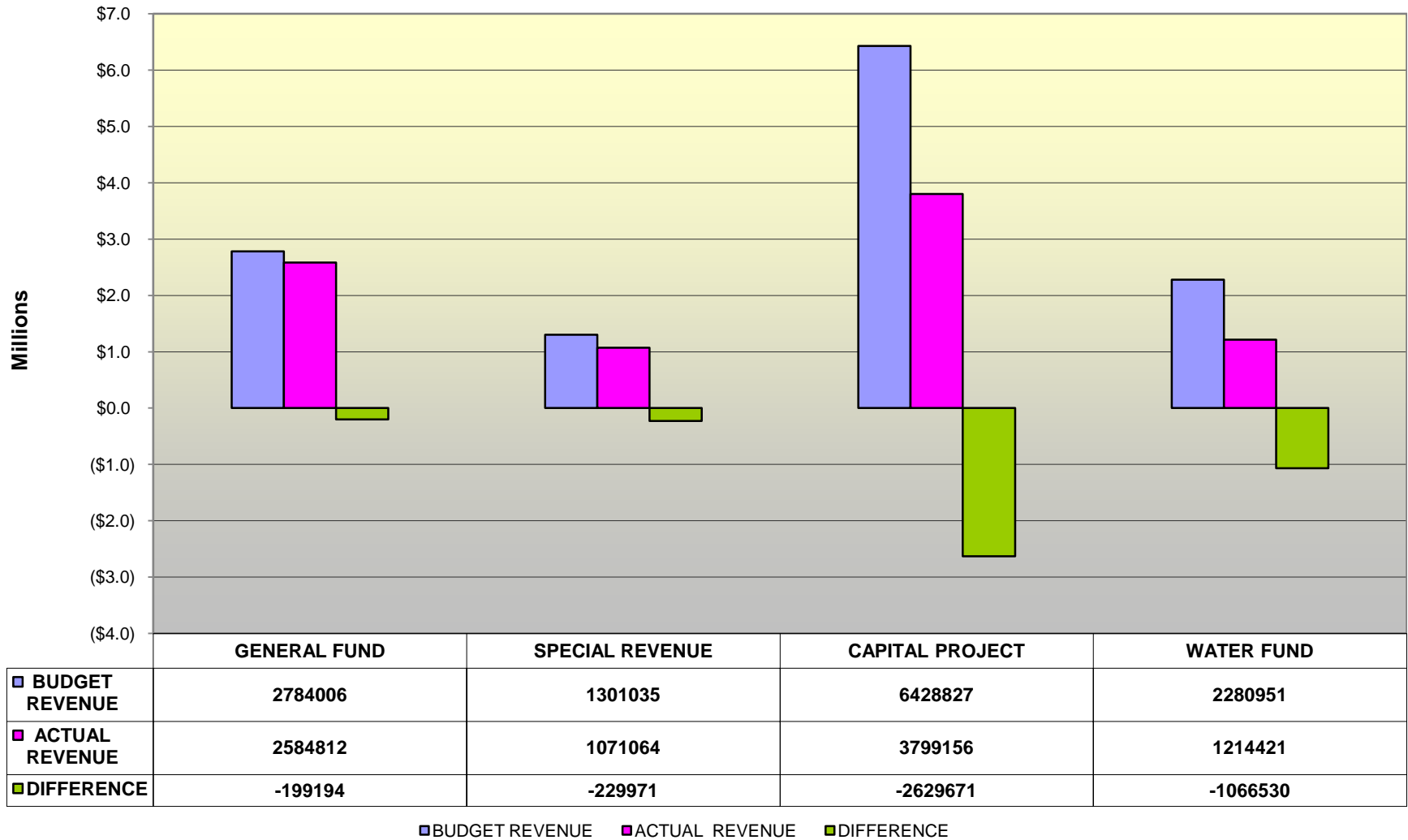
Note Disclosure:

Convention Center subsidized by General Fund \$66,616  
Airport revenue includes \$306,454 GRT  
General Fund property tax rev removed as collection begins in Dec.

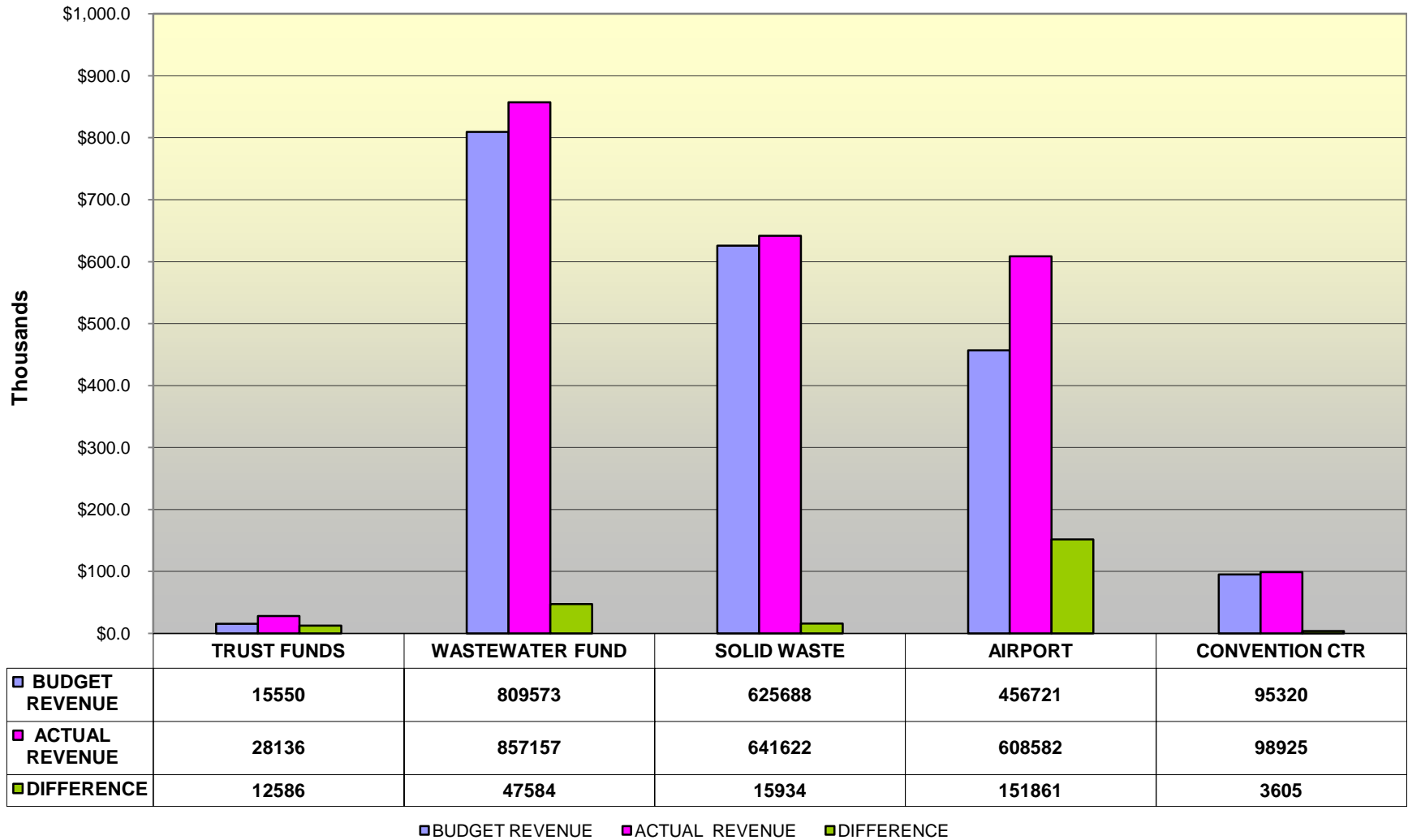
## REVENUE BUDGET / ACTUAL / DIFFERENCE 3 Months Ending Sept 30, 2010



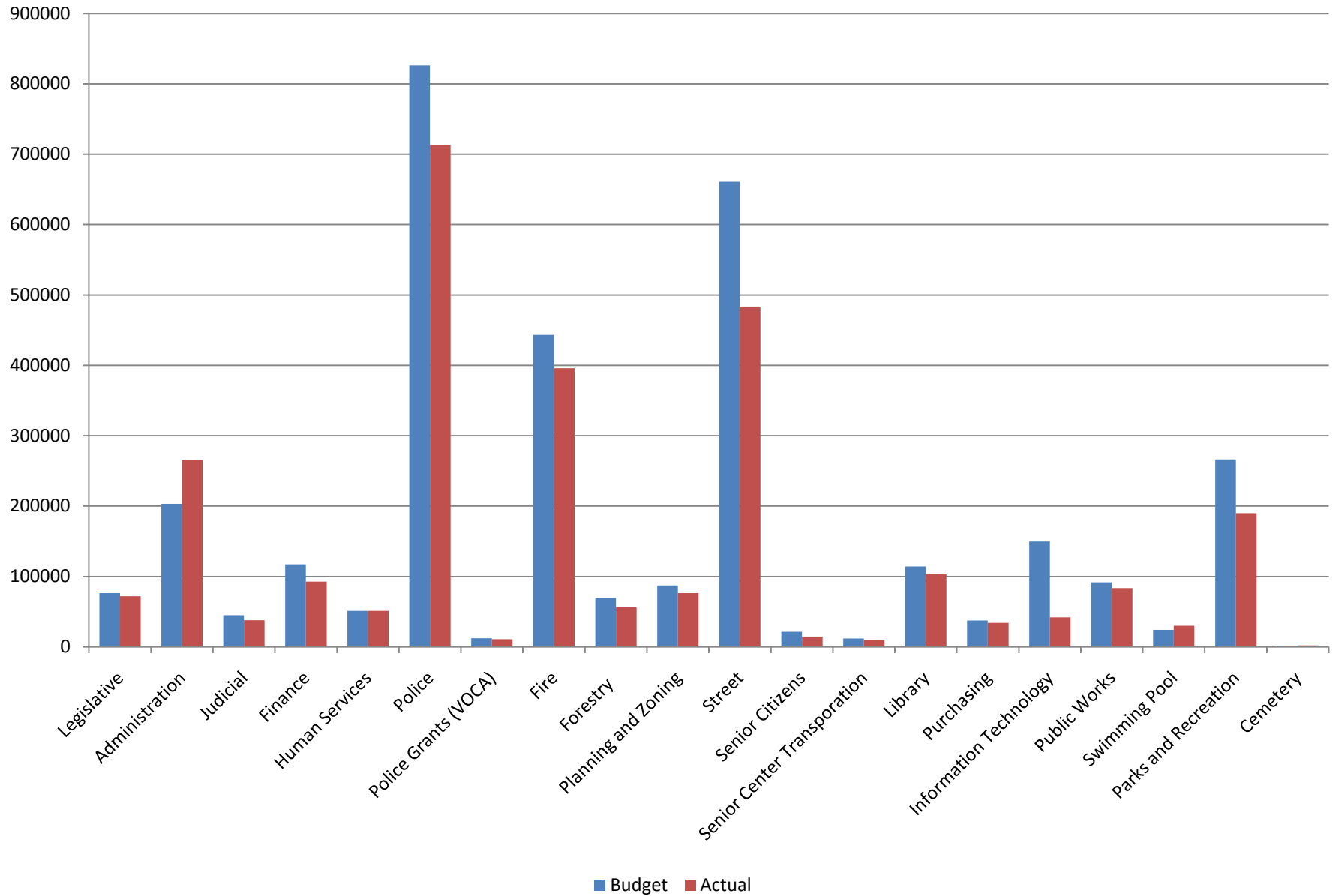
## REVENUE BUDGET / ACTUAL / DIFFERENCE 3 Months Ending Sept 30, 2010



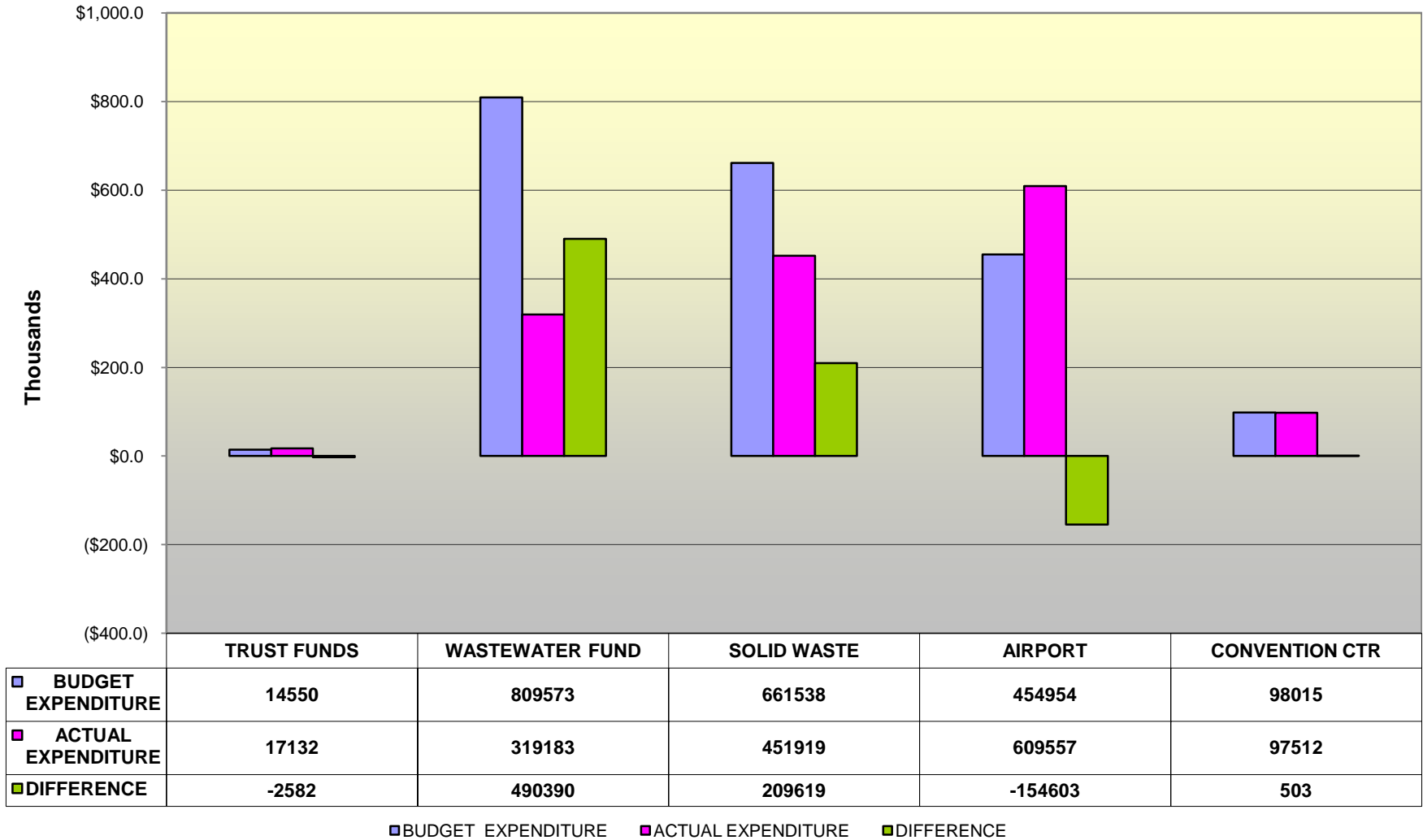
## REVENUE BUDGET / ACTUAL / DIFFERENCE 3 Months Ending Sept 30, 2010



## General Fund Expense, First 3 Months of FY 2010-2011



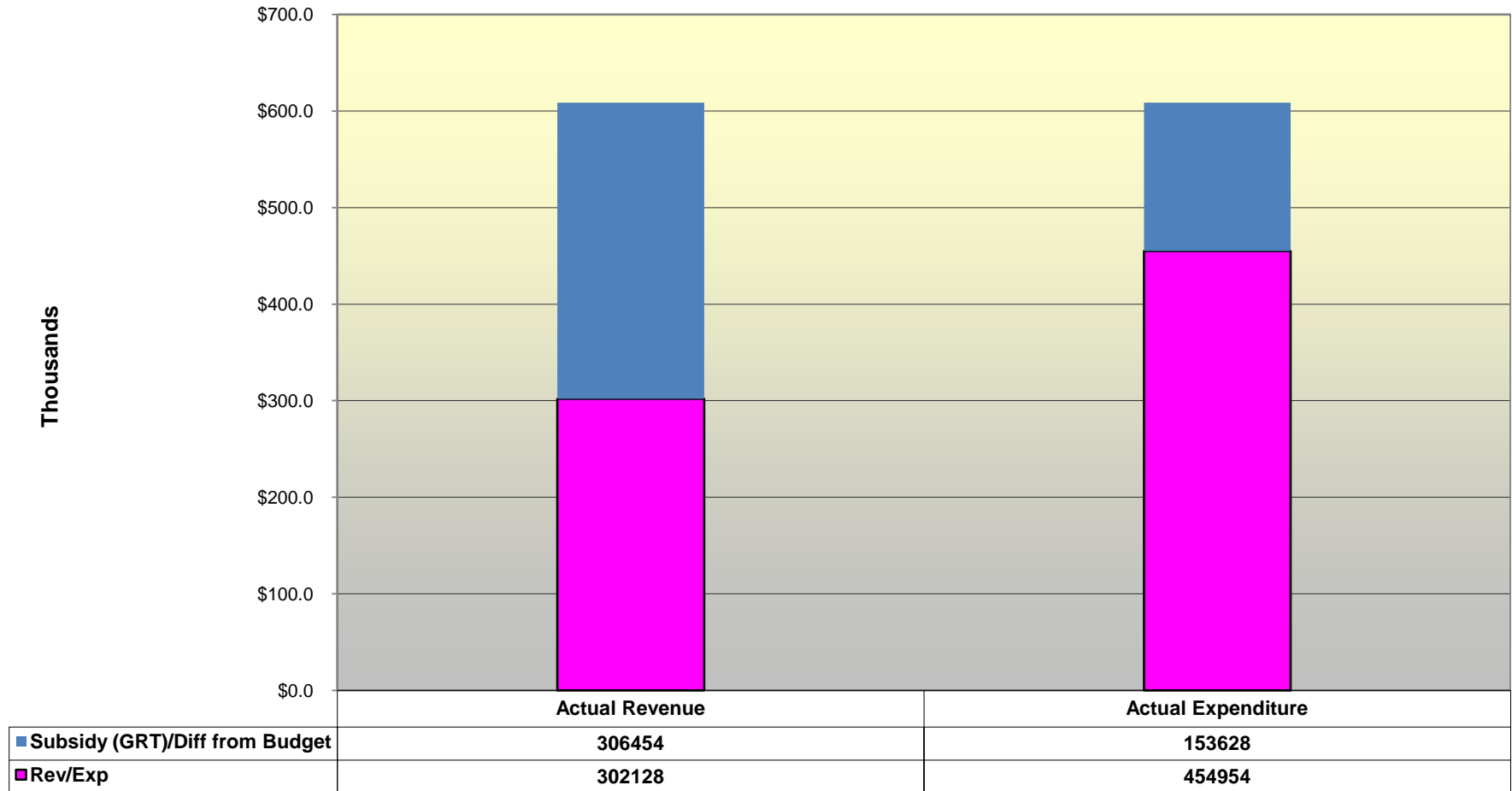
## EXPENDITURE BUDGET / ACTUAL / DIFFERENCE 3 Months Ending Sept 30, 2010



	TRUST FUNDS	WASTEWATER FUND	SOLID WASTE	AIRPORT	CONVENTION CTR
■ BUDGET EXPENDITURE	14550	809573	661538	454954	98015
■ ACTUAL EXPENDITURE	17132	319183	451919	609557	97512
■ DIFFERENCE	-2582	490390	209619	-154603	503

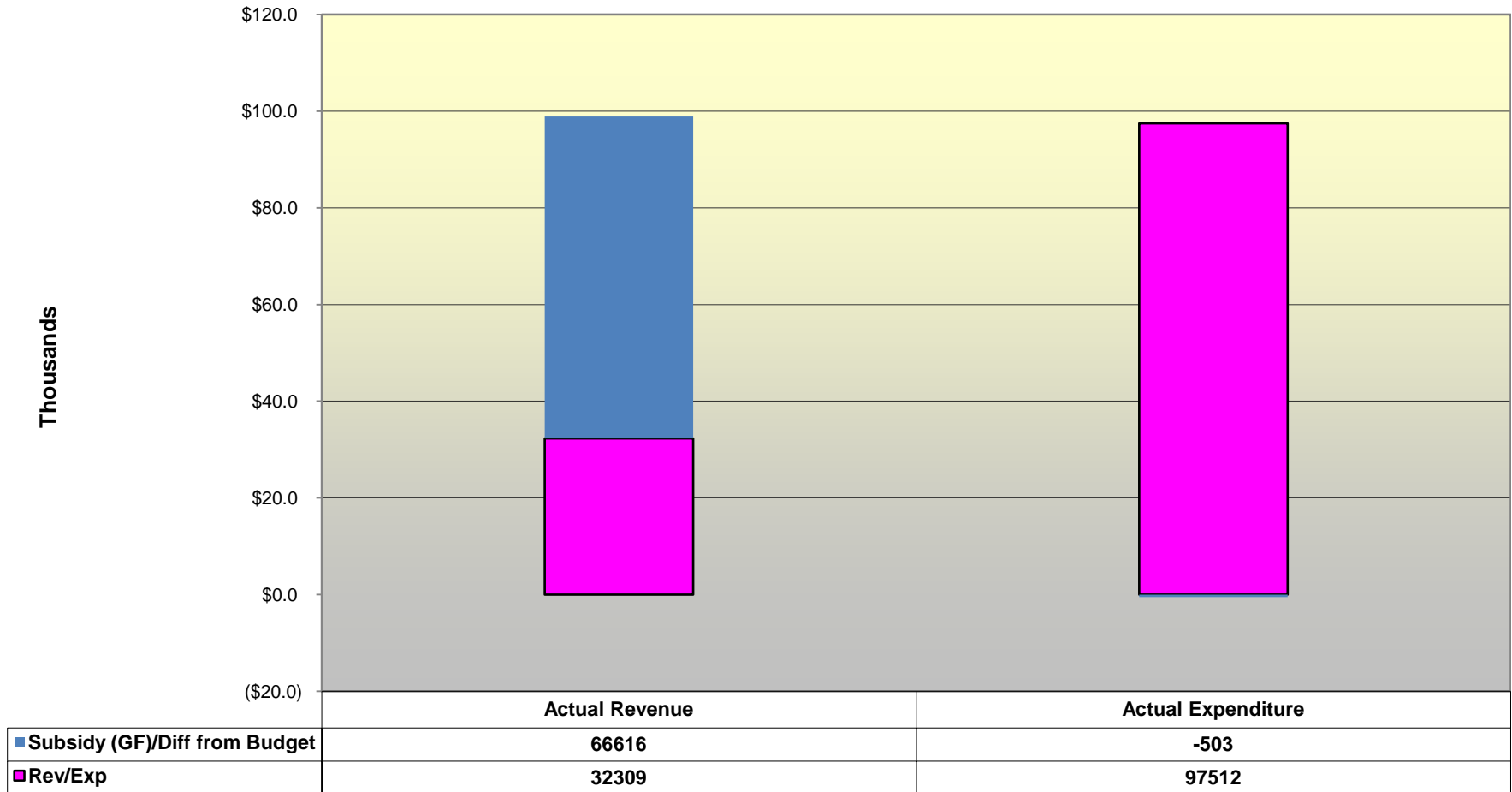
■ BUDGET EXPENDITURE    ■ ACTUAL EXPENDITURE    ■ DIFFERENCE

## Airport Revenue and Expenditure Breakdown 3 Months Ending Sept 30, 2010



■ Rev/Exp    ■ Subsidy (GRT)/Diff from Budget

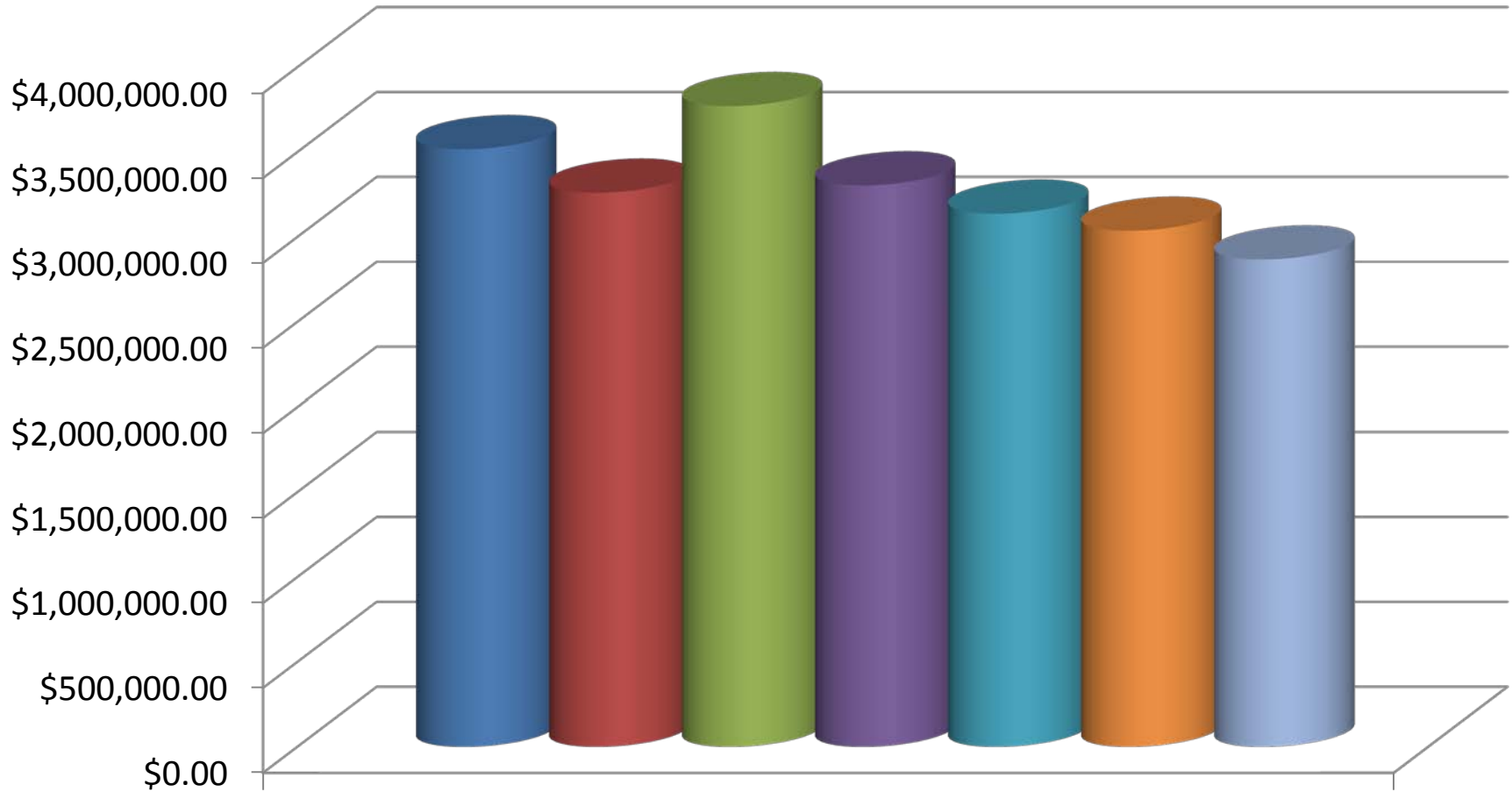
## Convention Center Revenue and Expenditure Breakdown 3 Months Ending Sept 30, 2010



■ Rev/Exp   ■ Subsidy (GF)/Diff from Budget

### Ruidoso GRT Months Received Same Period Each Year

**FY 1011** **FY 0910** **FY 0809** **FY 0708** **FY 0607** **FY 0506** **FY 0405**



Jul - Oct

**VILLAGE OF RUIDOSO  
PROPERTY TAX  
BUDGET TO ACTUAL**

	2002	2003	2004	2005	2006	2007	2008	2009	2010	2011
<b>BUDGET</b>	\$ 1,100,400	\$ 1,138,779	\$ 1,185,521	\$ 1,297,633	\$ 1,345,109	\$ 1,427,157	\$ 1,529,972	\$ 1,399,200	\$ 1,790,000	\$ 2,092,232
<b>ACTUAL</b>	\$ 1,112,766	\$ 1,168,689	\$ 1,228,952	\$ 1,324,316	\$ 1,385,228	\$ 1,512,457	\$ 1,717,317	\$ 1,910,758	\$ 2,014,840	\$ -

