

VILLAGE OF RUIDOSO
FY 2011
QUARTERLY FINANCIAL REPORT



For the 9 Months Ending March 31, 2011

July 1, 2010 through March 31, 2011

**VILLAGE OF RUIDOSO
FY 11 3RD QUARTER YTD REPORT
BUDGET TO ACTUAL COMPARISON**

FUND	REVENUE				EXPENDITURES				DIFFERENCE REV/EXP ACTUAL
	BUDGET REVENUE	ACTUAL REVENUE	DIFFERENCE POS/(NEG)	% DIFF	BUDGET EXPENDITURE	ACTUAL EXPENDITURE	DIFFERENCE POS/(NEG)	% DIFF	
GENERAL FUND	\$ 8,939,080	\$ 8,467,202	\$ (471,878)	-5%	\$ 9,862,214	\$ 8,093,216	\$ 1,768,998	18%	\$ 373,986
SPECIAL REVENUE	\$ 4,313,124	\$ 4,435,454	\$ 122,331	3%	\$ 3,780,899	\$ 1,766,736	\$ 2,014,163	53%	\$ 2,668,718
CAPITAL PROJECT	\$ 16,940,273	\$ 19,426,375	\$ 2,486,102	15%	\$ 13,874,513	\$ 13,912,780	\$ (38,267)	0%	\$ 5,513,595
TRUST FUNDS	\$ 46,650	\$ 72,238	\$ 25,588	55%	\$ 52,650	\$ 57,193	\$ (4,543)	-9%	\$ 15,045
WATER FUND	\$ 6,762,848	\$ 7,952,114	\$ 1,189,266	18%	\$ 6,717,200	\$ 3,885,079	\$ 2,832,121	42%	\$ 4,067,035
WASTEWATER FUND	\$ 2,428,720	\$ 2,619,014	\$ 190,294	8%	\$ 2,447,470	\$ 1,772,520	\$ 674,950	28%	\$ 846,494
SOLID WASTE	\$ 1,854,999	\$ 1,601,407	\$ (253,592)	-14%	\$ 1,854,356	\$ 1,432,145	\$ 422,211	23%	\$ 169,262
AIRPORT	\$ 1,603,138	\$ 1,691,774	\$ 88,636	6%	\$ 1,649,948	\$ 1,467,611	\$ 182,337	11%	\$ 224,163
CONVENTION CTR	\$ 285,961	\$ 272,723	\$ (13,238)	-5%	\$ 294,044	\$ 273,061	\$ 20,983	7%	\$ (338)
TOTAL	\$ 43,174,792	\$ 46,538,300	\$ 3,363,509	8%	\$ 40,533,294	\$ 32,660,341	\$ 7,872,953	19%	\$ 13,877,959

Special Revenue Funds Include:

1/8th Infrastructure Tax
State Fire
Emergency Medical Services
Law Enforcement Protection
Correction Fees
Forestry Restoration

Note Disclosure:

Convention Center subsidized by General Fund \$152,657
Airport revenue includes \$862,678 GRT

Lodger's Tax
Traffic Safety Fees
Special Revenue - Street
Retired Sr. Volunteer Program
Impact Fees
Capital Equipment Replacement
DWI

Capital Funds Include:

Regional Waste Water Treatment Plant
Ruidoso Flood

Water Funds Include:

Water Billing
Water Maintenance
SGRT
Sewer

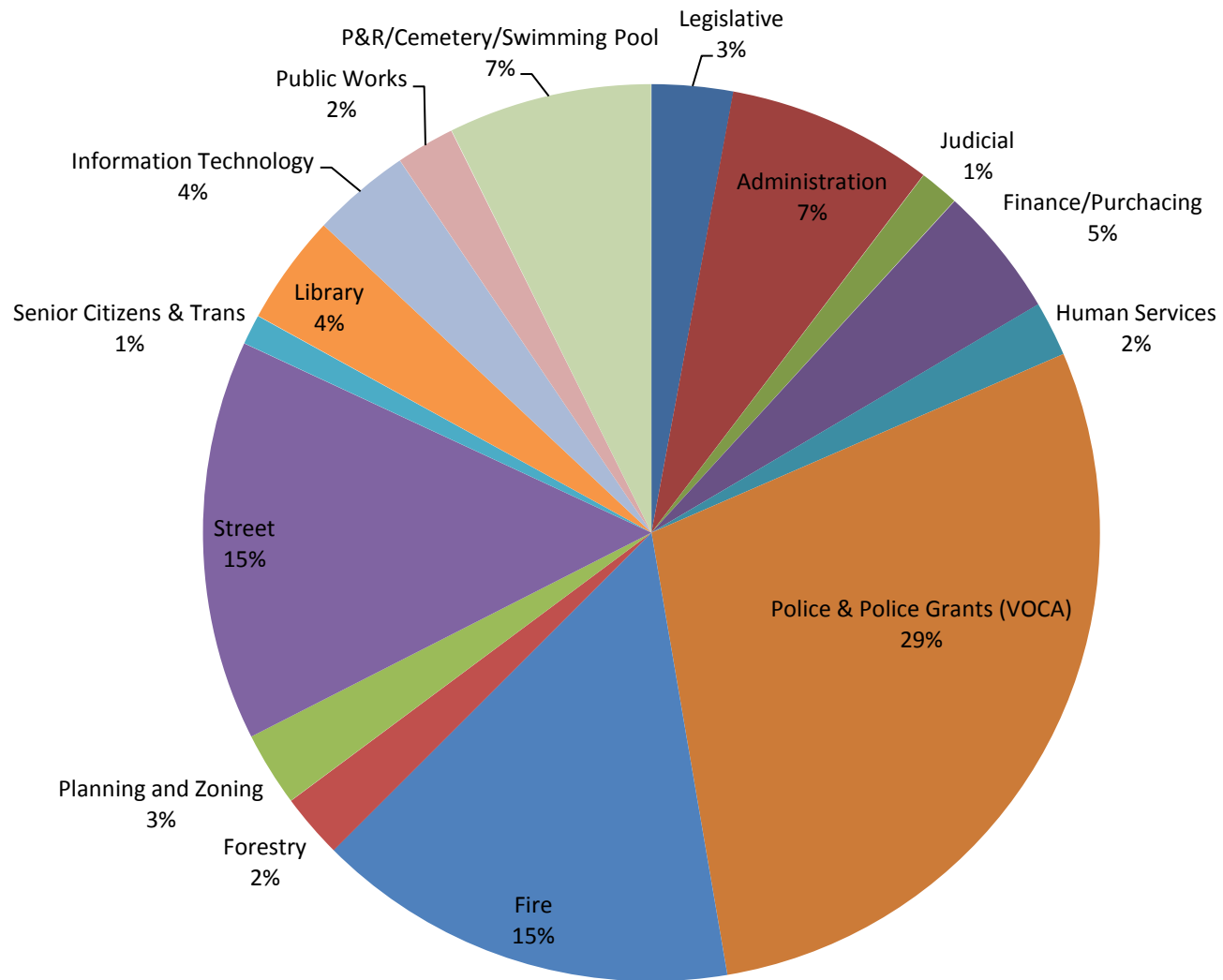
Trust Funds Include:

Water Meter Trust
Crime Lab Trust
Bail Bonds
Special Donations Park/Rec

DATA SHEET

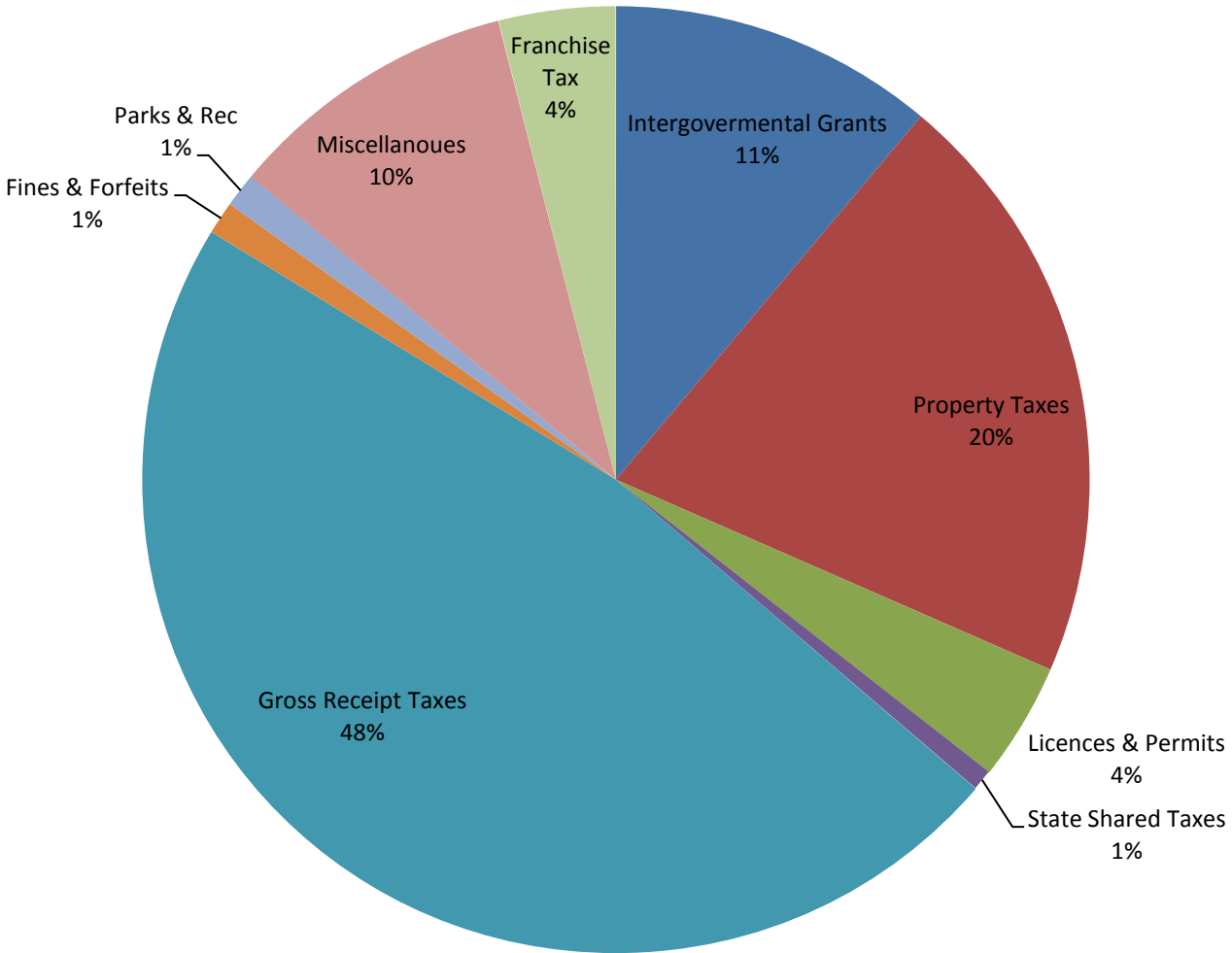
	Revenue		Expense	
Special Revenue Funds Include:	Budget	Actual	Budget	Actual
1/8th Infrastructure Tax	\$ 290,702	\$ 425,147	\$ 369,002	\$ 159,251
State Fire	\$ 363,288	\$ 363,288	\$ 272,466	\$ 128,093
Emergency Medical Services	\$ 11,495	\$ 10,716	\$ 10,000	\$ 7,992
Law Enforcement Protection	\$ 33,800	\$ 33,800	\$ 33,800	\$ 29,284
Correction Fees	\$ 51,069	\$ 58,590	\$ 45,989	\$ 32,826
Forestry Restoration	\$ 782,854	\$ 476,330	\$ 532,674	\$ 366,770
Lodger's Tax	\$ 1,406,250	\$ 1,549,788	\$ 1,271,250	\$ 819,552
Traffic Safety Fees	\$ 19,250	\$ 19,870	\$ 10,500	\$ 9,651
Special Revenue - Street	\$ 82,662	\$ 160,805	\$ 78,242	\$ 78,273
Retired Sr. Volunteer Program (RSVP)	\$ 25,212	\$ 25,098	\$ 25,212	\$ 25,304
Impact Fees	\$ 1,113,734	\$ 1,143,980	\$ 1,000,000	\$ -
Capital Equipment Replacement	\$ -	\$ 26,716	\$ -	\$ -
DWI	\$ 132,808	\$ 141,326	\$ 131,765	\$ 109,740
Totals	\$ 4,313,124	\$ 4,435,454	\$ 3,780,899	\$ 1,766,736
Capital Funds Include:				
Regional Waste Water Treatment Plant	\$ 16,204,840	\$ 18,841,727	\$ 13,238,696	\$ 13,276,963
Ruidoso Flood	\$ 735,433	\$ 584,648	\$ 635,817	\$ 635,817
Totals	\$ 16,940,273	\$ 19,426,375	\$ 13,874,513	\$ 13,912,780
Trust Funds Include:				
Water Meter Trust	\$ 30,000	\$ 49,980	\$ 36,000	\$ 39,266
Crime Lab Trust	\$ 16,275	\$ 18,588	\$ 16,275	\$ 16,232
Bail Bonds	\$ 375	\$ (147)	\$ 375	\$ -
Special Donations Park/Rec	\$ -	\$ 3,817	\$ -	\$ 1,695
Totals	\$ 46,650	\$ 72,238	\$ 52,650	\$ 57,193
General Fund				
Legislative			\$ 244,216	\$ 236,695
Administration			\$ 615,505	\$ 601,260
Judicial			\$ 134,648	\$ 115,530
Finance/Purchasing			\$ 463,510	\$ 382,726
Human Services			\$ 172,527	\$ 159,572
Police & Police Grants (VOCA)			\$ 2,506,407	\$ 2,331,994
Fire			\$ 1,316,323	\$ 1,230,917
Forestry			\$ 208,343	\$ 187,770
Planning and Zoning			\$ 262,100	\$ 215,878
Street			\$ 2,054,168	\$ 1,168,654
Senior Citizens & Trans			\$ 100,357	\$ 87,687
Library			\$ 342,611	\$ 321,634
Information Technology			\$ 449,237	\$ 287,442
Public Works			\$ 275,253	\$ 170,568
P&R/Cemetery/Swimming Pool			\$ 717,009	\$ 594,889
Totals			\$ 9,862,214	\$ 8,093,216
General Fund				
Intergovernmental Grants	\$ 720,740.00	\$ 813,961.00		
Property Taxes	\$ 1,429,391.00	\$ 1,498,557.00		
Licences & Permits	\$ 269,100.00	\$ 294,648.00		
State Shared Taxes	\$ 42,000.00	\$ 51,884.00		
Gross Receipt Taxes	\$ 3,600,000.00	\$ 3,477,570.00		
Fines & Forfeits	\$ 92,250.00	\$ 81,956.00		
Parks & Rec	\$ 128,074.00	\$ 85,543.00		
Miscellanoues	\$ 567,805.00	\$ 731,391.00		
Franchise Tax	\$ 296,250.00	\$ 292,206.00		
SubTotal	\$ 7,145,610.00	\$ 7,327,716.00		
Transfers	\$ 1,793,470.00	\$ 1,139,486.00		
Total	\$ 8,939,080.00	\$ 8,467,202.00		

General Fund Expenditures 9 Months ending March 31, 2011

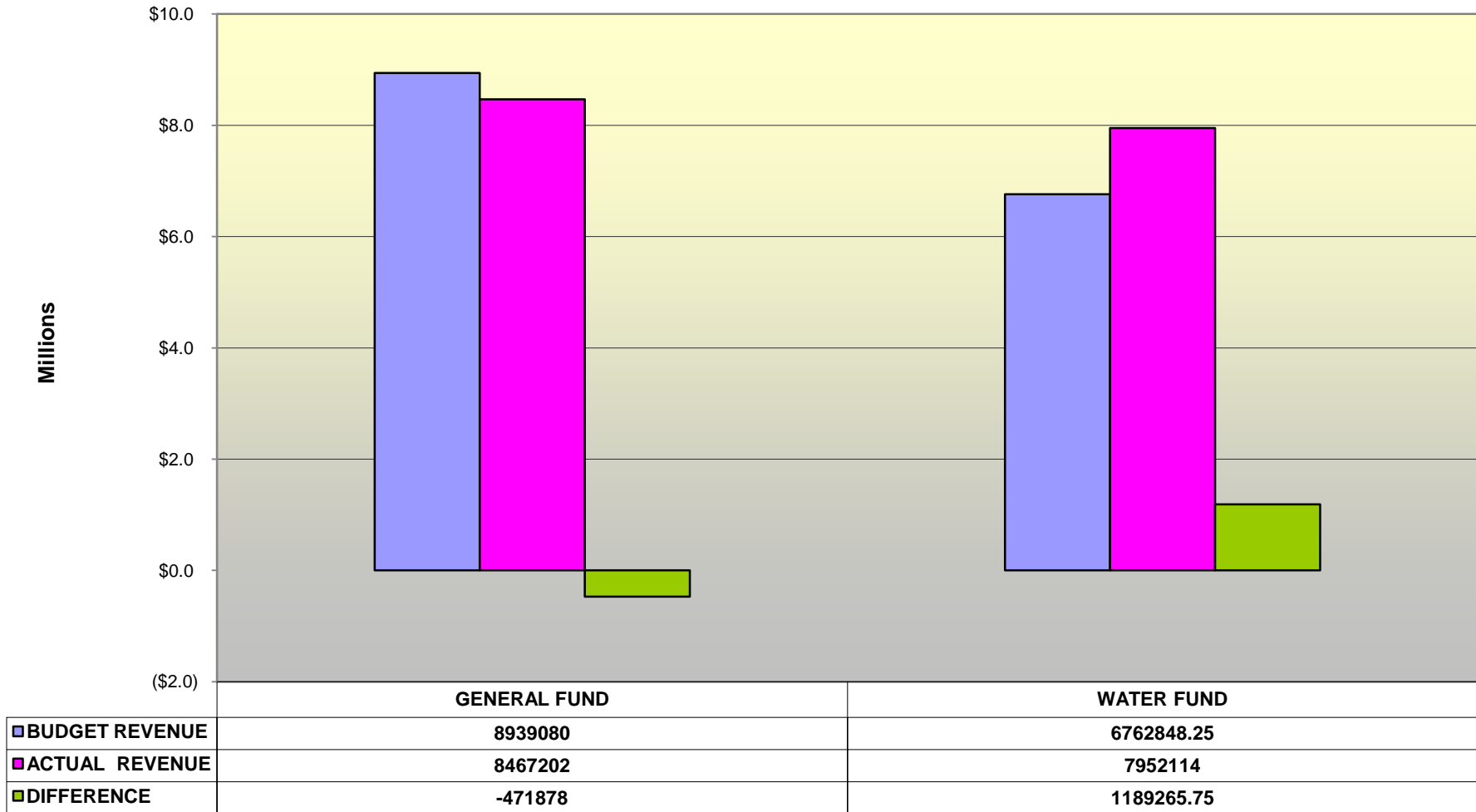


General Fund Revenues

9 month ending March 31, 2011

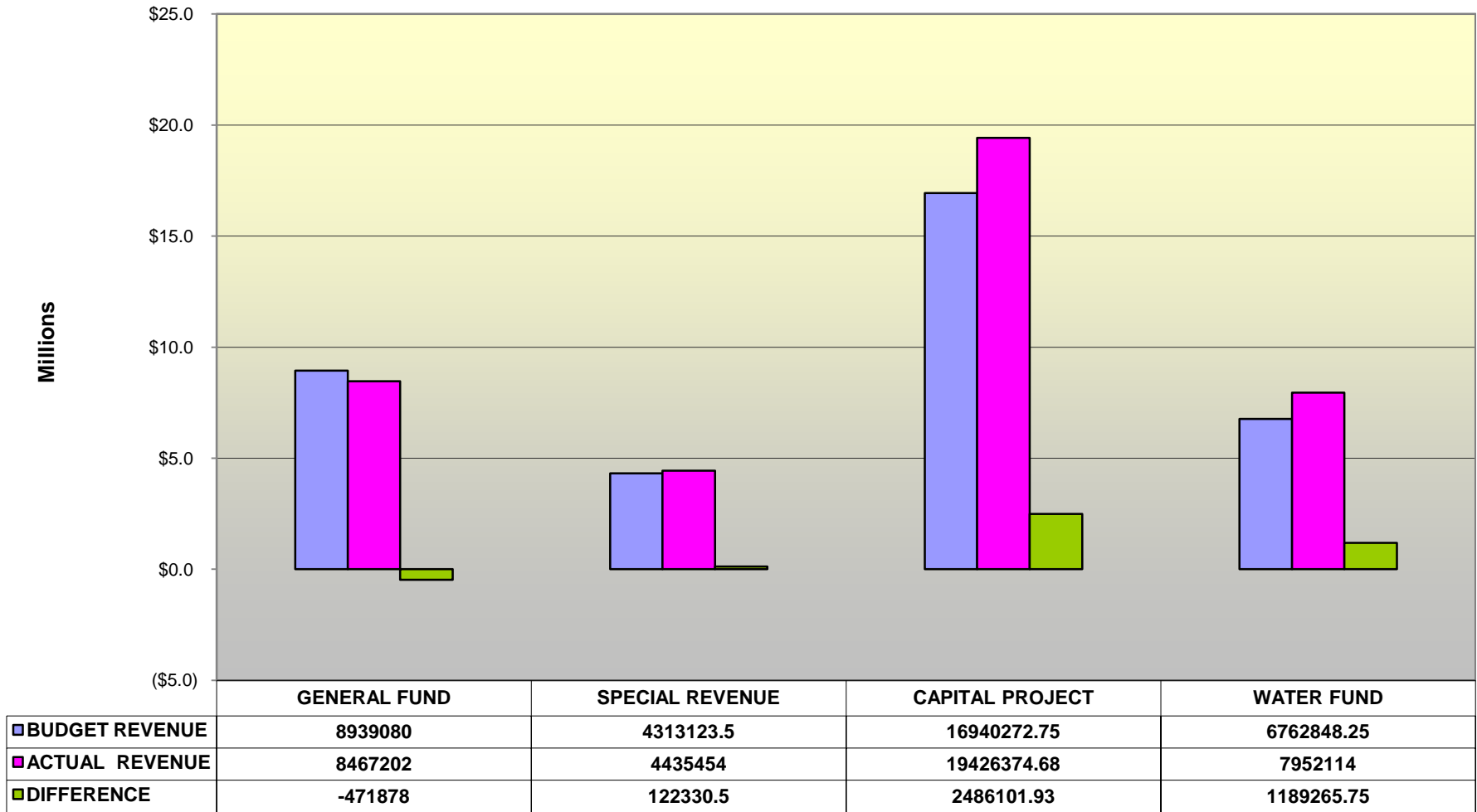


REVENUE BUDGET / ACTUAL / DIFFERENCE 9 Months Ending March 31, 2011



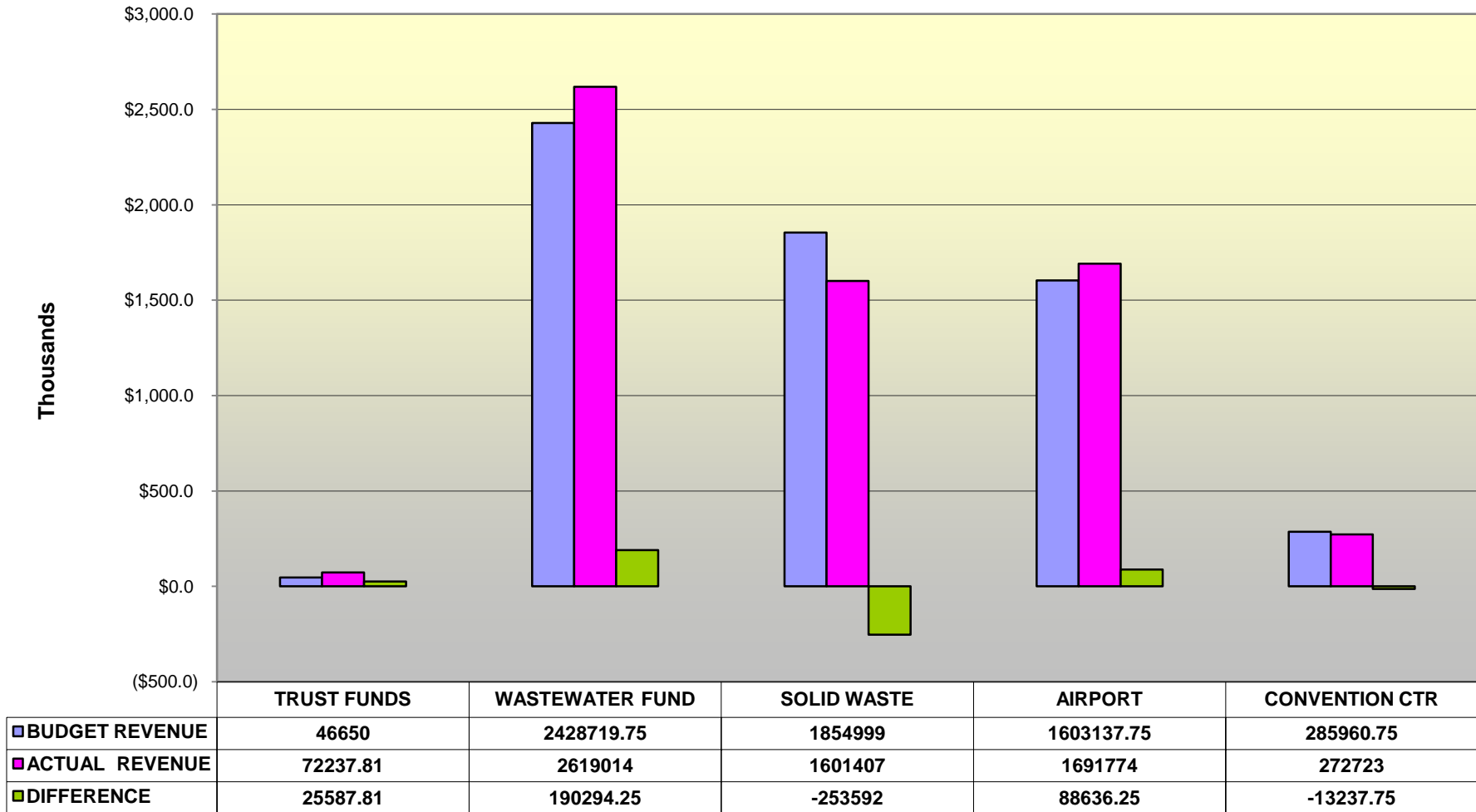
■ BUDGET REVENUE ■ ACTUAL REVENUE ■ DIFFERENCE

REVENUE BUDGET / ACTUAL / DIFFERENCE 9 Months Ending March 31, 2011



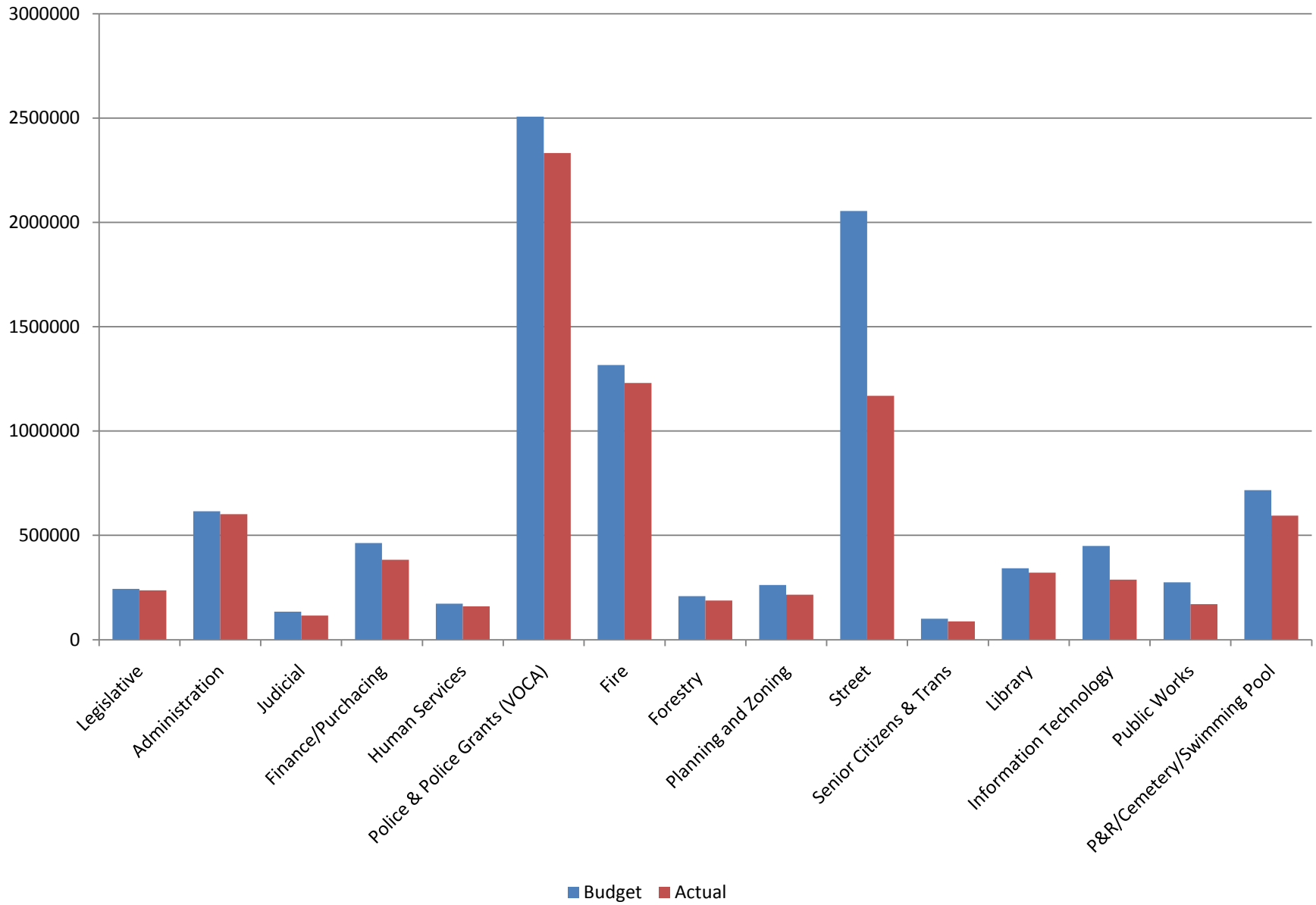
■ BUDGET REVENUE
 ■ ACTUAL REVENUE
 ■ DIFFERENCE

REVENUE BUDGET / ACTUAL / DIFFERENCE 9 Months Ending March 31, 2011

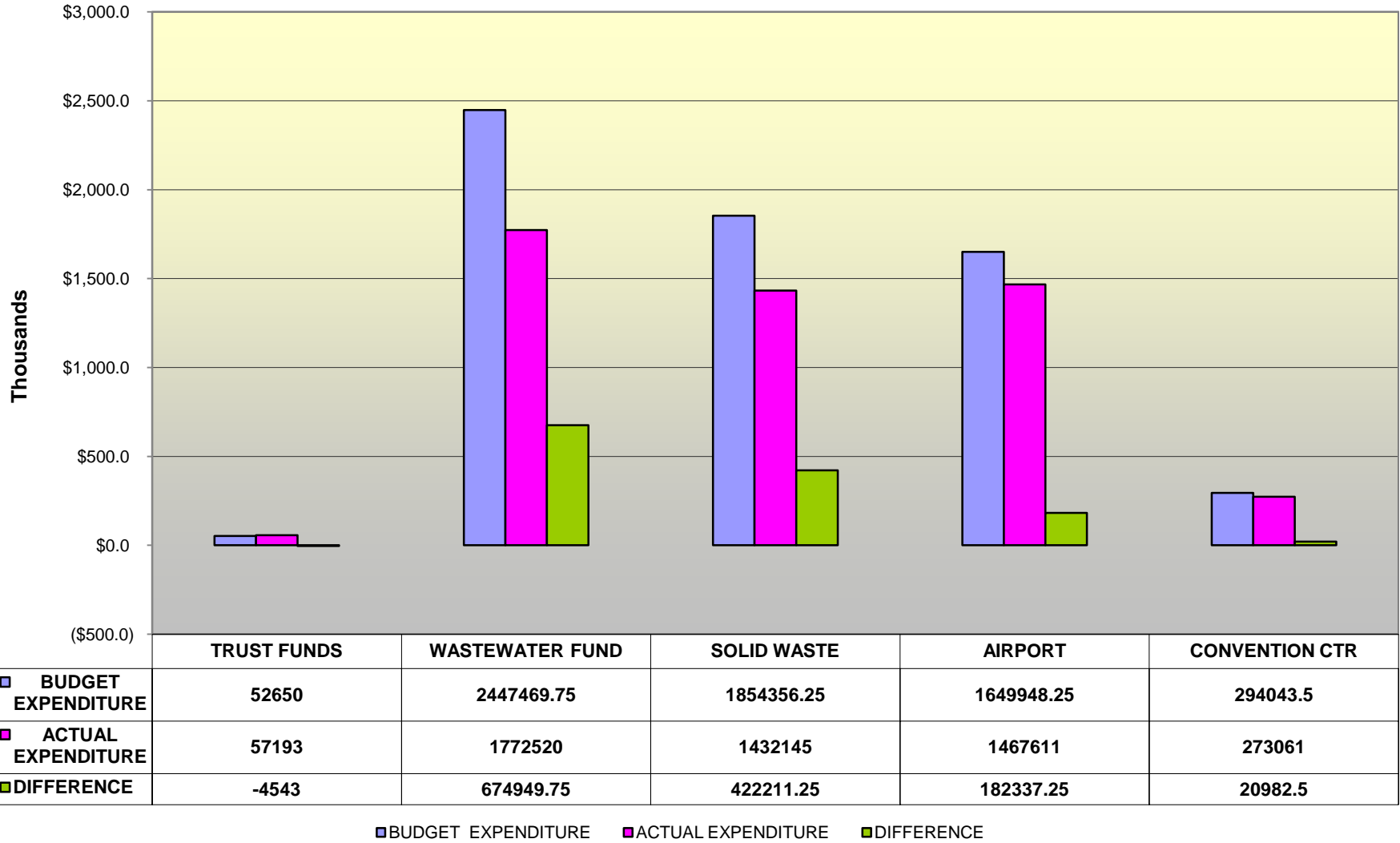


■ BUDGET REVENUE
 ■ ACTUAL REVENUE
 ■ DIFFERENCE

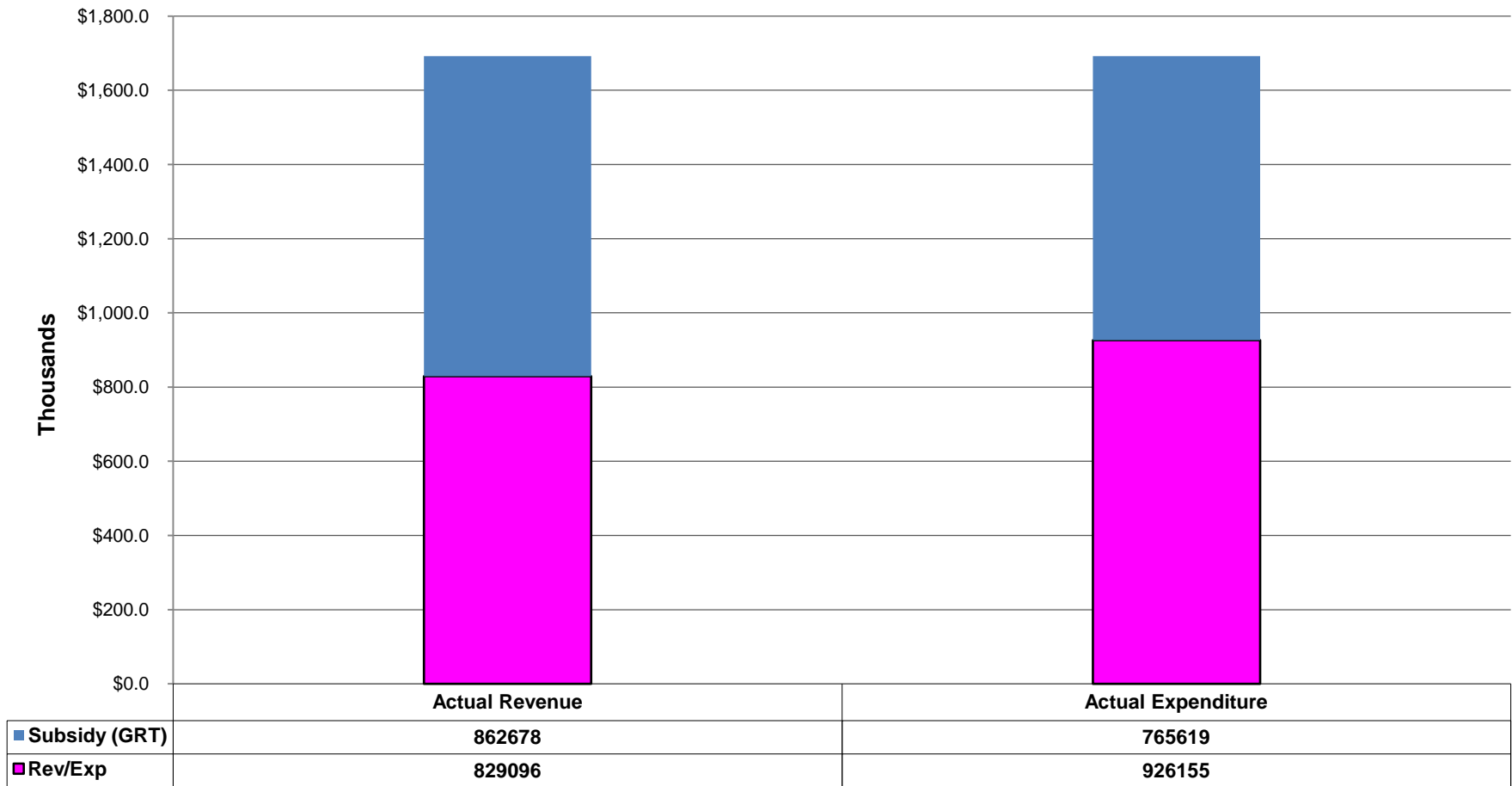
General Fund Expense, First 9 Months of FY 2010-2011



EXPENDITURE BUDGET / ACTUAL / DIFFERENCE 9 Months Ending March 31, 2011

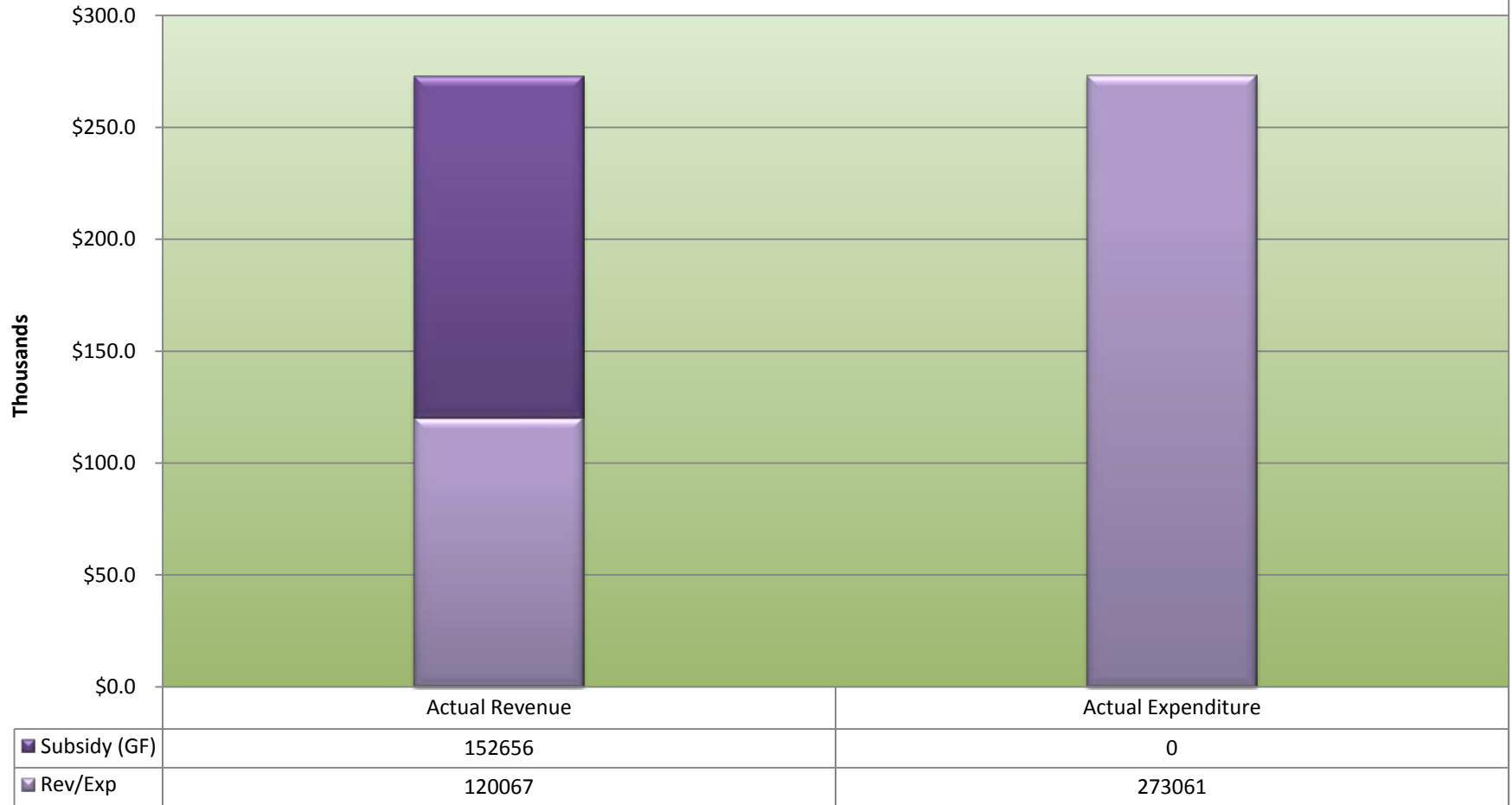


Airport Revenue and Expenditure Breakdown 9 Months Ending March 31, 2011



■ Rev/Exp ■ Subsidy (GRT)

Convention Center Revenue and Expenditure Breakdown 9 Months Ending March 31, 2011



■ Rev/Exp ■ Subsidy (GF)

Investment Detail
 Village of Ruidoso
 3rd Quarter Report

	1st National Bank	City Bank	NM State Invest. Pool	Pioneer Bank	Wells Fargo Bank	Wells Fargo Brokerage	Totals
General Fund	\$175,000.00	\$100,003.42	\$78,434.98	\$517,169.33	\$195,926.28	\$1,159,666.46	\$2,226,200.47
Utility Fund	\$463,189.77	\$1,100,000.00	0	\$1,614,436.53	\$2,377,012.43	\$788,986.27	\$6,343,625.00
Lodger's Tax Fund	0	\$130,006.16	0	\$38,251.52	\$492,003.33	0	\$660,261.01
Impact Fees Fund	0	\$100,006.85	0	\$206,877.85	\$451,357.02	0	\$758,241.72
Wastewater Treatment Plant Fund	0	0	0	0	\$1,057,743.69	0	\$1,057,743.69
Combined Total	\$638,189.77	\$1,430,016.43	\$78,434.98	\$2,376,735.23	\$4,574,042.75	\$1,948,652.73	\$11,046,071.89

Village of Ruidoso Investment Report
3rd Quarter FY 11

Quarterly Investment Performance	Jul/Aug/Sept	Oct/Nov/Dec	Jan/Feb/Mar	Apr/May/Jun
Fund investment Description:				
General Fund			\$ 2,226,200.47	
Utility Fund			\$ 6,343,625.00	
Wastewater Treatment Plant Fund			\$ 1,057,743.69	
Lodger's Tax Fund			\$ 660,261.01	
Impact Fees Fund			\$ 758,241.72	
Funds Invested Beginning of Period			\$11,046,071.89	0
Additions	0	0	0	0
Withdrawals	\$0	\$0	\$0	\$0
Ending Investment Balance			<u>\$11,046,071.89</u>	
Total interest earned and applied to Revenue			\$ 24,135.00	

Note: All interest is applied to revenue and not to the investment amount.

I certify these funds have been invested in accordance with Village of Ruidoso's investment policy.

Nancy Klingman Dated 4-12-11
 Nancy Klingman
 Finance Director

Debi Lee Dated 4-12-11
 Debi Lee
 Village Manager